



**—
TO CHAMPION THE CATHOLIC CHURCH**

St. Elizabeth of Hungary Church

Feasibility Study 2026



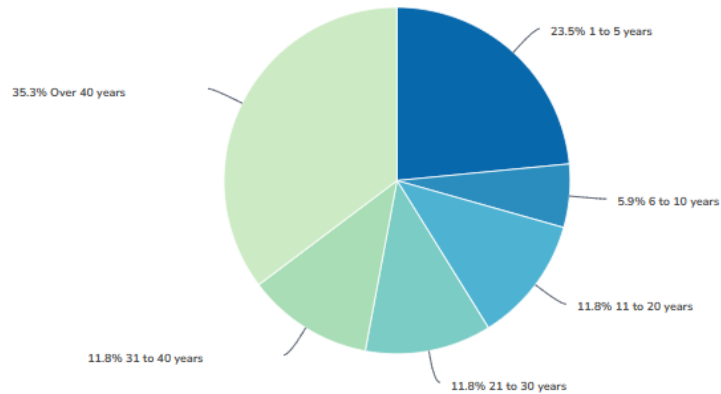
Response Counts





How long have you been a member of the parish?

Interview

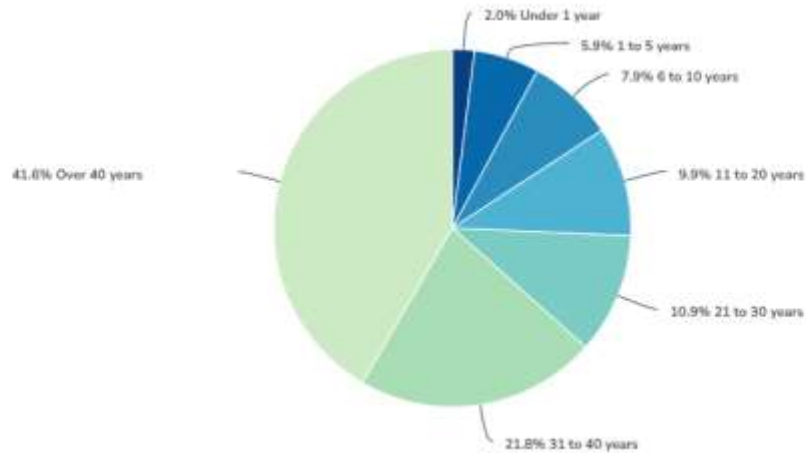


Value	Percent	Responses
1 to 5 years	23.5%	4
6 to 10 years	5.9%	1
11 to 20 years	11.8%	2
21 to 30 years	11.8%	2
31 to 40 years	11.8%	2
Over 40 years	35.3%	6
		Totals: 17



How long have you been a member of the parish?

In Pew and Electronic Survey



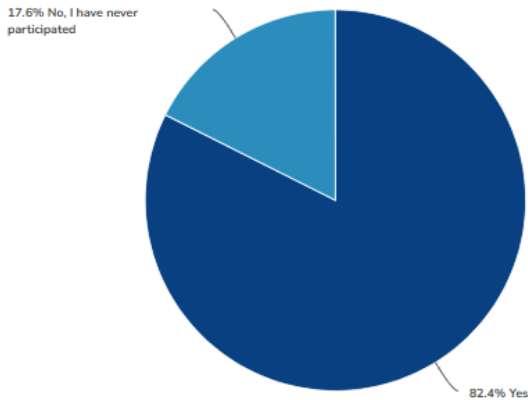
Value	Percent	Responses
Under 1 year	2.0%	2
1 to 5 years	5.9%	6
6 to 10 years	7.9%	8
11 to 20 years	9.9%	10
21 to 30 years	10.9%	11
31 to 40 years	21.8%	22
Over 40 years	41.6%	42

Totals: 101



Have you been involved in parish ministries?

Interview



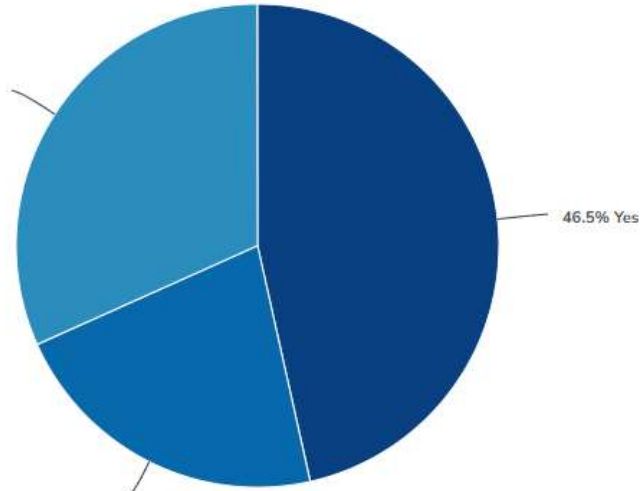
Value	Percent	Responses
Yes	82.4%	14
No, I have never participated	17.6%	3
Totals: 17		



Have you been involved in parish ministries?

In Pew and Electronic Survey

31.7% No, I have never participated



21.8% Not currently, but I have participated in the past

Value	Percent	Responses
Yes	46.5%	47
Not currently, but I have participated in the past	21.8%	22
No, I have never participated	31.7%	32

Totals: 101



What is your opinion/evaluation of your church in the following areas?

Interview

	Excellent	Very Good	Good	Fair	Poor	No Opinion	Responses
A) Physical parish facility (church, seating, parking): Count Row %	7 41.2%	7 41.2%	3 17.6%	0 0.0%	0 0.0%	0 0.0%	17
B) Pastoral leadership: Count Row %	14 82.4%	1 5.9%	1 5.9%	1 5.9%	0 0.0%	0 0.0%	17
C) Staff (office, administration, maintenance): Count Row %	11 64.7%	5 29.4%	1 5.9%	0 0.0%	0 0.0%	0 0.0%	17
D) Community outreach/Ministries: Count Row %	8 47.1%	6 35.3%	2 11.8%	0 0.0%	0 0.0%	1 5.9%	17
E) Youth programs: Count Row %	3 17.6%	4 23.5%	0 0.0%	0 0.0%	1 5.9%	9 52.9%	17
F) Overall perception: Count Row %	8 50.0%	6 37.5%	2 12.5%	0 0.0%	0 0.0%	0 0.0%	16

Totals

Total Responses

17



What is your opinion/evaluation of your church in the following areas?

In Pew and Electronic Survey

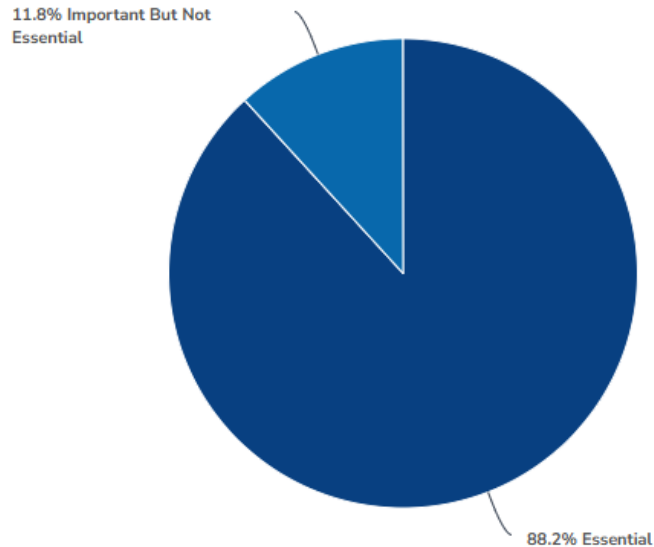
	Excellent	Very Good	Good	Fair	Poor	No Opinion	Responses
A) Physical parish facility (church, seating, parking):							
Count	37	45	16	3	1	0	102
Row %	36.3%	44.1%	15.7%	2.9%	1.0%	0.0%	
B) Pastoral leadership:							
Count	48	39	10	1	1	2	101
Row %	47.5%	38.6%	9.9%	1.0%	1.0%	2.0%	
C) Staff (office, administration, maintenance):							
Count	37	43	16	0	0	6	102
Row %	36.3%	42.2%	15.7%	0.0%	0.0%	5.9%	
D) Community outreach/Ministries:							
Count	21	35	19	2	0	24	101
Row %	20.8%	34.7%	18.8%	2.0%	0.0%	23.8%	
E) Youth programs:							
Count	18	27	17	1	0	38	101
Row %	17.8%	26.7%	16.8%	1.0%	0.0%	37.6%	
F) Overall perception:							
Count	30	51	16	1	0	4	102
Row %	29.4%	50.0%	15.7%	1.0%	0.0%	3.9%	
Totals							
Total Responses							102

Please indicate your feelings regarding the projects at your parish:



Project 1: Re-Roofing the entire church; Seamless gutters for Church and Rectory.

Interview

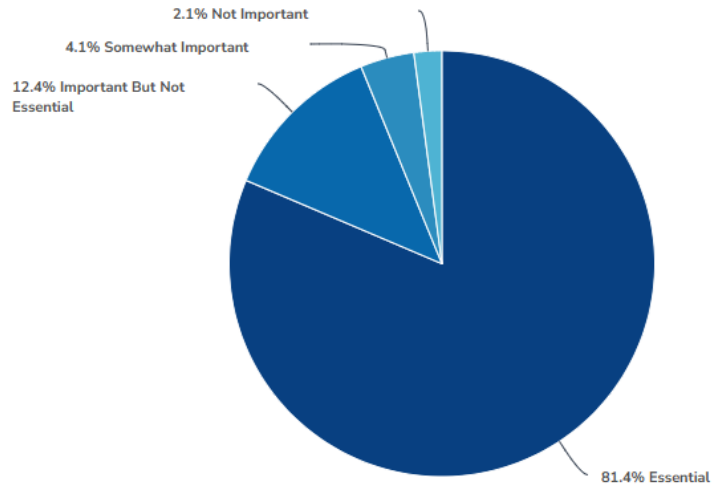


Value	Percent	Progress Bar	Responses
Essential	88.2%	<div style="width: 88.2%;"></div>	15
Important But Not Essential	11.8%	<div style="width: 11.8%;"></div>	2
			Totals: 17



Project 1: Re-Roofing the entire church; Seamless gutters for Church and Rectory.

In Pew and Electronic Survey



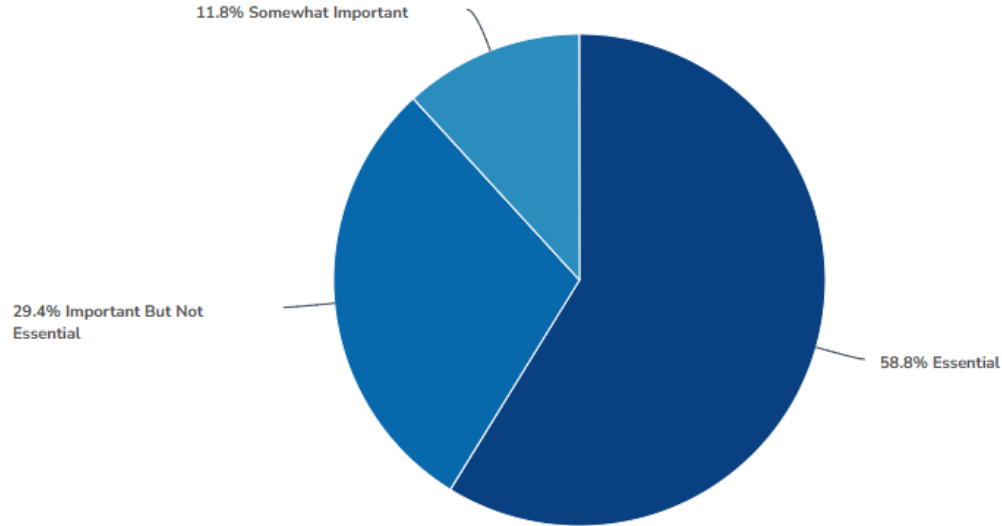
Value	Percent	Responses
Essential	81.4%	79
Important But Not Essential	12.4%	12
Somewhat Important	4.1%	4
Not Important	2.1%	2

Totals: 97



Project 2: Refurbishing the Parish Hall / Gymnasium; new entry, windows, floors, kitchen / bar updates.

Interview

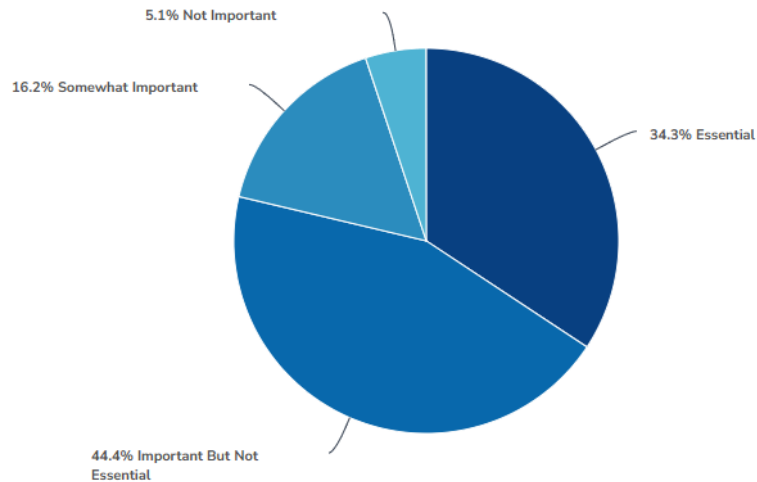


Value	Percent	Responses
Essential	58.8%	10
Important But Not Essential	29.4%	5
Somewhat Important	11.8%	2
Totals: 17		



Project 2: Refurbishing the Parish Hall / Gymnasium; new entry, windows, floors, kitchen / bar updates.

In Pew
Electrc
Survey

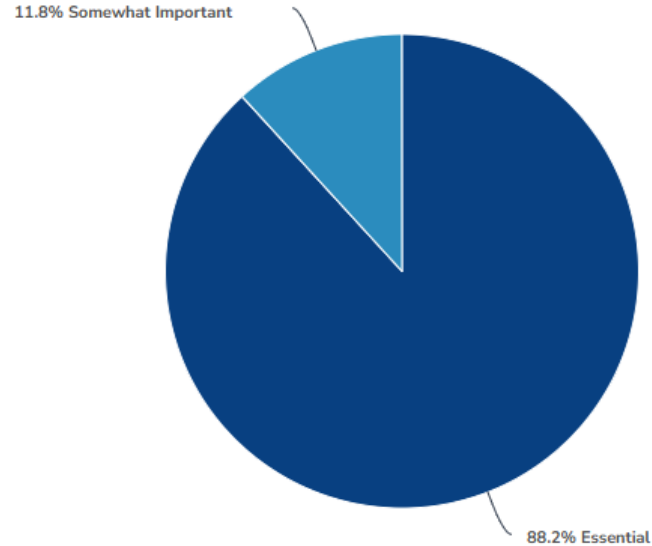


Value	Percent	Responses
Essential	34.3%	34
Important But Not Essential	44.4%	44
Somewhat Important	16.2%	16
Not Important	5.1%	5
Totals: 99		



Project 3: Asbestos removal from school, new insulated windows to save on heat/AC.

Interview



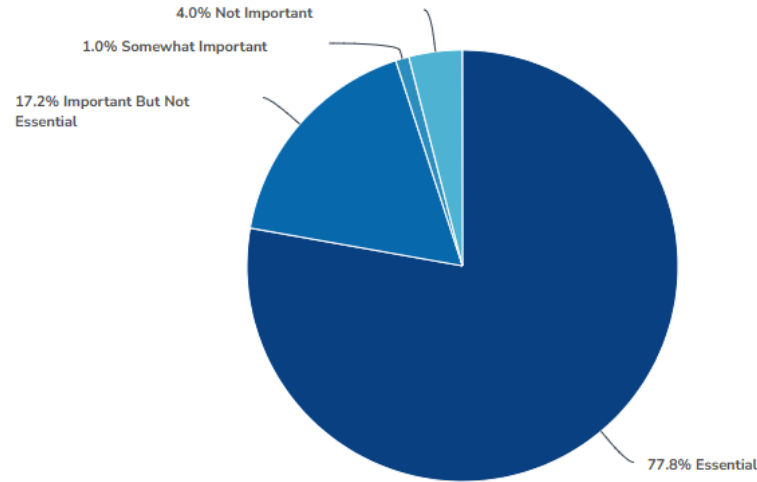
Value	Percent	Responses
Essential	88.2%	15
Somewhat Important	11.8%	2

Totals: 17



Project 3: Asbestos removal from school, new insulated windows to save on heat/AC.

In Pew and Electronic Survey



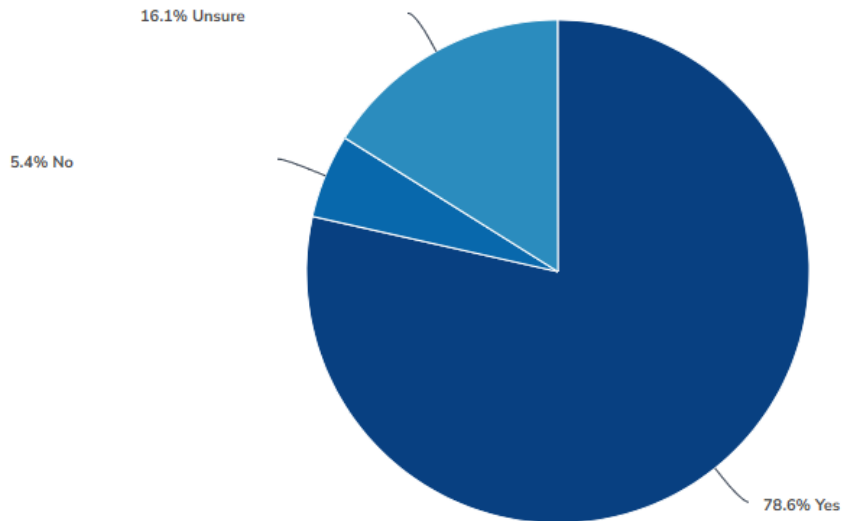
Value	Percent	Responses
Essential	77.8%	77
Important But Not Essential	17.2%	17
Somewhat Important	1.0%	1
Not Important	4.0%	4

Totals: 99



Are you in favor of a capital campaign to help meet this financial commitment?

All Responses



Value	Percent	Responses
Yes	78.6%	88
No	5.4%	6
Unsure	16.1%	18

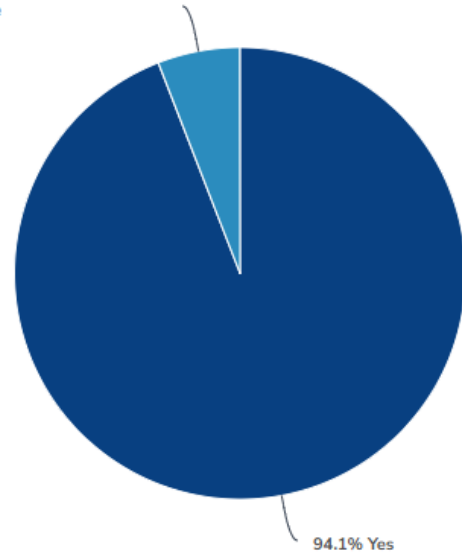
Totals: 112



Are you in favor of a capital campaign to help meet this financial commitment?

Interview

5.9% Unsure

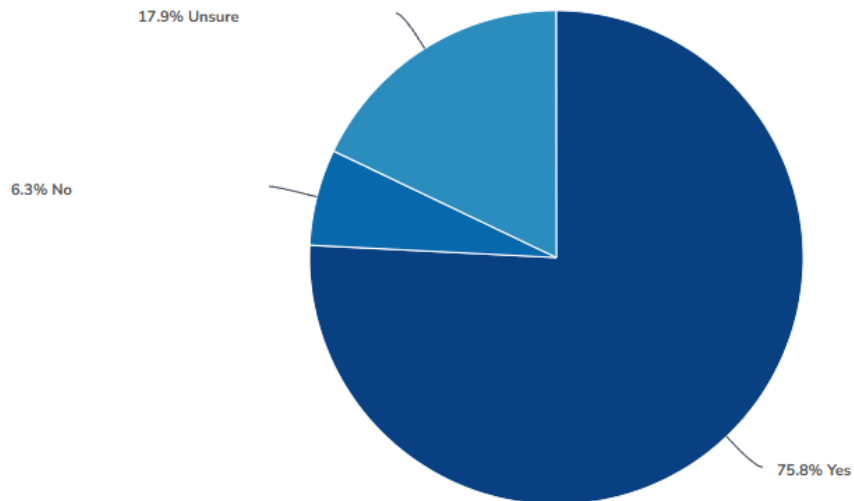


Value	Percent	Responses
Yes	94.1%	16
Unsure	5.9%	1
		Totals: 17



Are you in favor of a capital campaign to help meet this financial commitment?

In Pew and Electronic Survey

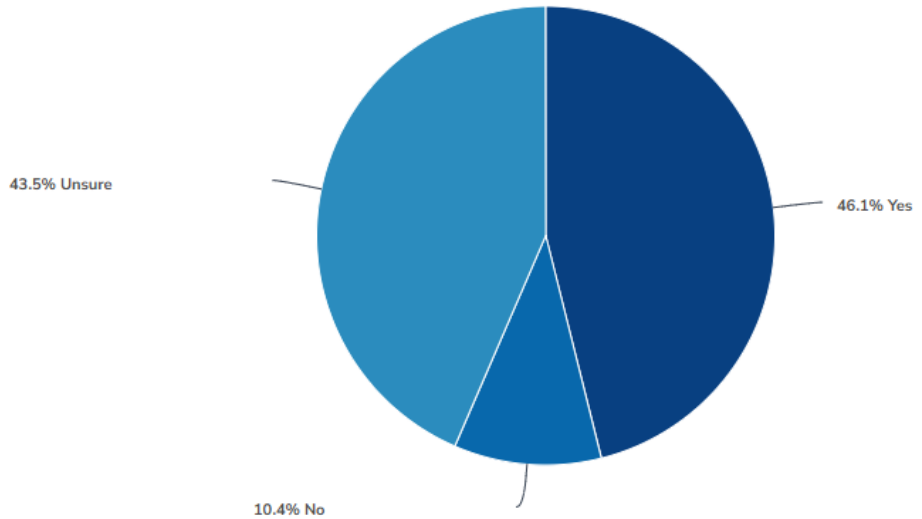


Value	Percent	Responses
Yes	75.8%	72
No	6.3%	6
Unsure	17.9%	17
Totals: 95		



Would you consider making a 3-year pledge commitment to the campaign?

All Responses

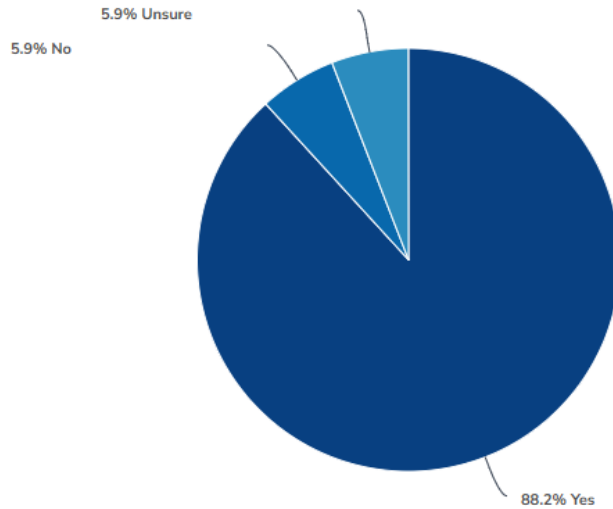


Value	Percent	Responses
Yes	46.1%	53
No	10.4%	12
Unsure	43.5%	50
Totals: 115		



Would you consider making a 3-year pledge commitment to the campaign?

Interview



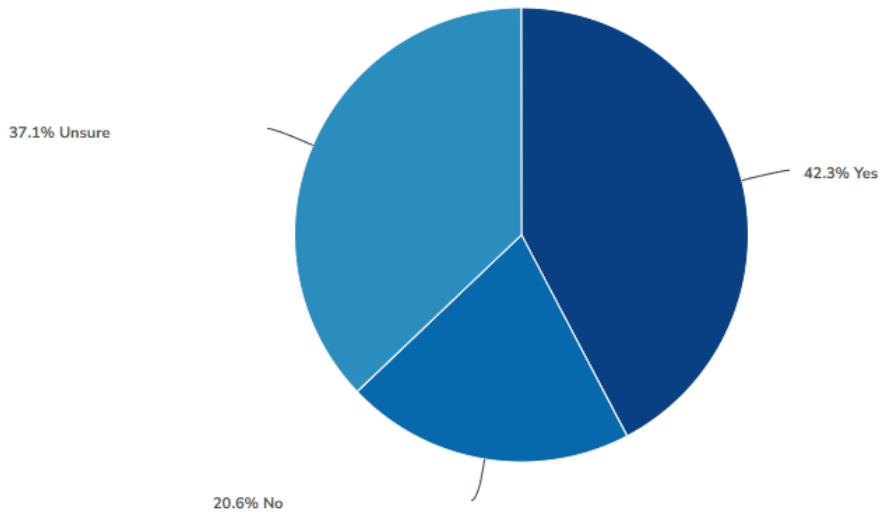
Value	Percent	Progress Bar	Responses
Yes	88.2%	<div style="width: 88.2%;"><div style="width: 88.2%;"></div></div>	15
No	5.9%	<div style="width: 5.9%;"><div style="width: 5.9%;"></div></div>	1
Unsure	5.9%	<div style="width: 5.9%;"><div style="width: 5.9%;"></div></div>	1

Totals: 17



Would you consider making a 3-year pledge commitment to the campaign?

In Pew and Electronic Survey



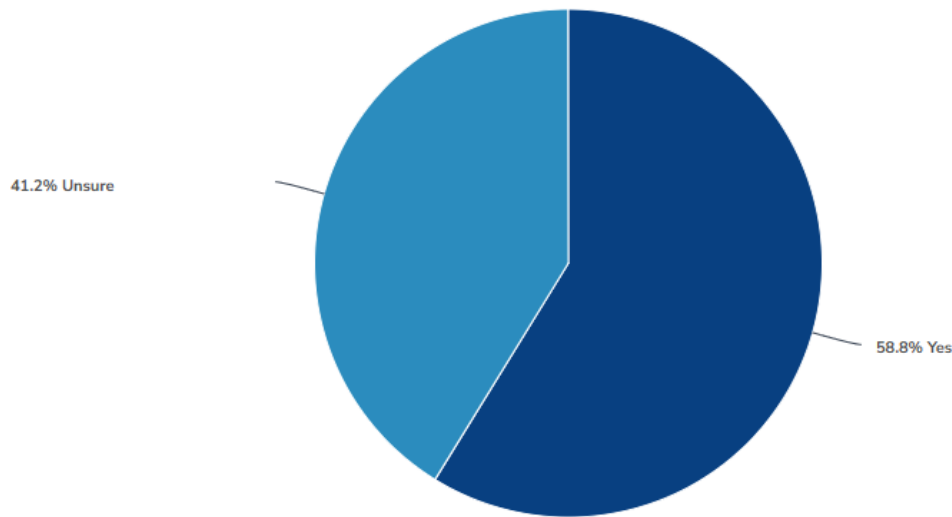
Value	Percent		Responses
Yes	42.3%		41
No	20.6%		20
Unsure	37.1%		36

Totals: 97



Do you think \$1,300,000 is a realistic goal for our parish community?

Interview



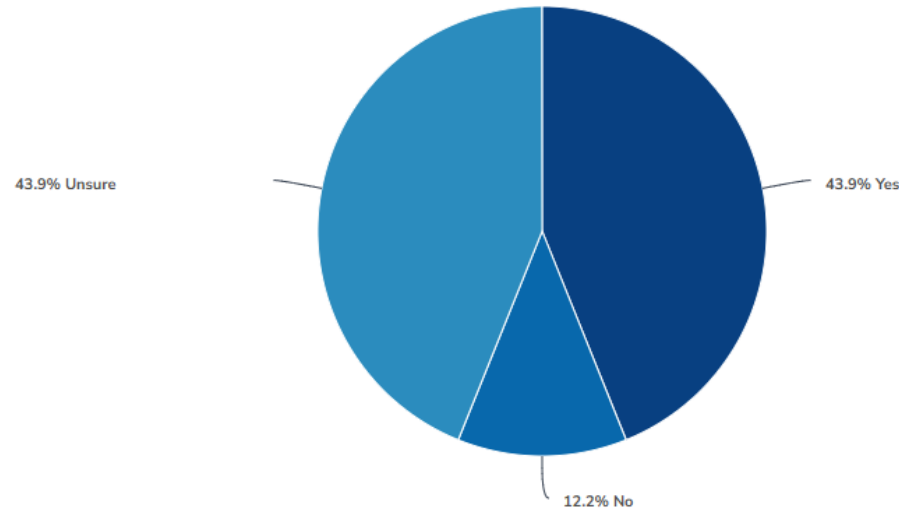
Value	Percent	Progress Bar	Responses
Yes	58.8%	<div style="width: 58.8%; background-color: #003366;"></div>	10
Unsure	41.2%	<div style="width: 41.2%; background-color: #0070C0;"></div>	7

Totals: 17



Do you think \$1,300,000 is a realistic goal for our parish community?

In Pew and Electronic Survey



Value	Percent	Responses
Yes	43.9%	43
No	12.2%	12
Unsure	43.9%	43
Totals: 98		



**—
TO CHAMPION THE CATHOLIC CHURCH**